



Key parts for MD2400/AD2400 Freeze (1 and 2-Leaf)

Parts for frame:



20-3060 - Alu profile frame for sliding door T99 (Full Length; 6700 mm)



24-5003 - Frame profile T99 stainless steel (Full Length; 6500 mm)

Parts for sliding rail:



24-0005 – Sliding rail profile SS Till. C 4 mm



21-1215 - Sliding rail support B-rail Type C S/S



30-0009 - Limit stop, rear complete Type C



30-0740 - Angle f/ roller bracket TC




30-5000 - Recess block, SS




30-4049 - Stopper angles set TBD1



30-0420 - Roller bracket TC1, no holes, L



30-0600 - Roller bracket TD1, w/3-holes, R



30-0650 - Roller bracket TD1, w/3-holes, L



02-1215 - Flat steel bar 8x25 mm S/S



30-1600 - Roller compl. w/nut. SS ø 80 mm



30-0610 – Roller bracket TD1, no holes, R



30-0660 - Roller bracket TD1, no holes, L

Parts for doorleaf:



35-0207 - Handle TC1 60-100 mm

(35-0198 - Handle TC1 60-100 mm, grip +500 mm)



35-0203 - Inside handle TC



35-0201 – SS house for handle




35-0211 - Handle TC1 101-150 mm

(35-0199 - Handle TC1 101-150 mm, grip +500 mm)



37-4350 – Cylinder lock f/150 mm door blade



59-2006 - Switch Omron SS5GL2 for lock w/cable



59-3093 - Thermal element f/ sheathing 24V 3,2 W



37-7113 - Padlock fit. house 1 lf. autom. (frame)



37-7114 - Padlock fit. door leaf part man/aut.



37-7111 - Padlock fit. house 1 lf. manual (frame)



37-3560 - Eye bolt emergency Hg1



59-3088 - Trafo f/heat in cylinderlock



37-8510 - Padlock fitt., flange, TE2



37-8600 - Emergency release, compl. padl. TE 2-lf



37-8519 - Cap, padlock fitting no/emergency TE2-lf

Alu. Profiles:



20-0021 - Alu profile, bottom, (new) TA1



20-0031 - Alu profile, cover, (new) TA1



20-0140 – Alu profile, TC1



20-0150 - Alu profile, capping f/ 20-0140



20-0110 – Alu profile, bottom guide, TB (Outlaying guide system)



20-0120 - Alu profile, bottom guide, TD (Underlying guide system)



20-0125 - Wall guide alu. Profile (Wall guide system)

Gaskets:



25-0010 - Rubber gasket, grey, TA36 (Sides, and top)



25-0031 - Rubber gasket, grey, TC (Bottom)



25-0090 - Profile f/heating cables, SS frame, T99



25-0035 - End plug, grey f/rubber gasket, TC



32-5010 - Fitting f/gasket, TC

Parts for Automatic:



59-2955 - Aut. box type SCD1500 1/2-leaf 230V-50Hz



26-8008 - Tooth belt HDT 8N 20 HP



26-8009 - Connecting piece f. tooth belt



50-0016 - Reversing roller w. tensioning device



50-0143 - Motor (VEM) SC encoder




59-2697 - Photocell receiver RA10 CP10 C15



59-2699 - Photocell transmitter w/holder, bottom



59-2233 - Push button panel w.emergency stop



59-2229 - Pull cord switches w/angle



59-2675 - Rader detector Herkules, directional




59-0112 - DWG contact in box (air) (2-Leaf)

Guiding systems:



30-3080 – Wall mounted guide cpl. Rear



30-3082 - Wall mounted guide cpl. Front



30-3050 – Guide Fitting, Rear



30-3010 - Guide fitting, ALU, Front

If you need pictures, datasheets or other information, please feel free to contact us directly. You can contact DAN-doors on DD@DAN-doors.dk or on +45 87 93 87 00.

